


# Step by Step Guide on how to use the iDMSS Lite App on iOS devices.





# Live Preview



0kb/s

0kb/s

Click on the camera icon to reveal  
camera system list



0kb/s

0kb/s





# Device List

Search Device

## Device



[Redacted]



wyatts court

Tick the relevent box for CCTV system wish to connect to



[Redacted]



[Redacted]



[Redacted]



[Redacted]



[Redacted]

Once ticked box click on here and the device will now begin connection to CCTV system



[Redacted]



Add Device

Start Live Preview(4)





# Live Preview



0kb/s

0kb/s

Once you have connected to the CCTV system you may double tap any image to have it full screen.


To view all cameras again on one screen double tap the image again to go back to original layout



0kb/s

0kb/s

Once finished viewing live images you can disconnect from CCTV system by pressing this icon



1/2



Listen to Audio

Screen layout

Snapshot

Record to phone

Resolution

play last hour





+

For Playback tap on here and select "Playback"




2017-09-26

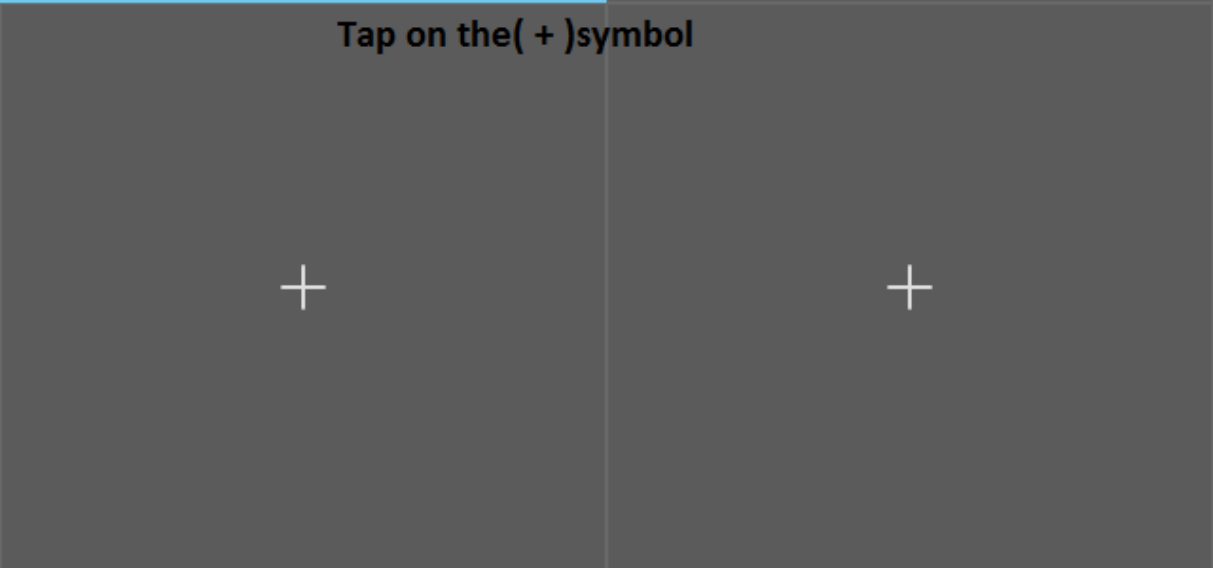
06:00:00

0 02 04 06 08 10 1



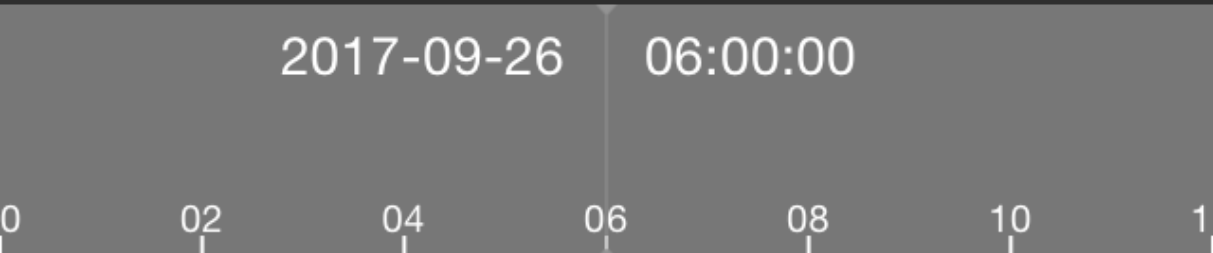


Tap on the (+) symbol



2017-09-26

06:00:00





# Device List

Time

Tap on the date section to select start/end date/time want



2017-09-26 15:11

Start Date/time section



2017-09-26 16:11

End date/time section

Record Type



All

Select All



2017

Sep 2017

Oct 2017

Mon

Tue

Wed

Thu

Fri

Sat

Sun

28

29

30

31

1

2

3

4

5

6

7

8

9

10

11

12

13

14

15

16

17

18

19

20

21

22

23

24

25

26

27

28

29

30

1

2

3

4

5

6

7

8

Once done the above click on "OK"

OK

Cancel



Your CCTV camera image will appear here for selected start date/time



Rewind

Play

Fast forward by tapping upto 8X speed max



2017-09-26

06:00:00

This can be slide across to fast forward 15 mins E.G

0 02 04 06 08 10 1

